

Chapter 1 Introducing SOSE

1.1	Historical terms	1
1.2	Chronology	4
1.3	Sources of evidence	5
1.4	Introducing place and space	6
1.6	Introducing culture and identity	7
1.8	Countries, money & governments	10
1.9	Law and order	11

Navigating Longman SOSE 8 worksheets:

- To link to the worksheets, click on the worksheet headings on each contents page.
- To link to the contents page click on the 'home' button.
- To print the worksheets click on the 'print' icon in the menu above.
- Alternatively, use the above arrows to navigate your way through this document.
- For more information on how to use Acrobat Reader, [click here](#).

Pearson Education Australia Pty Limited
95 Coventry Street
South Melbourne 3205 Australia


Offices in Sydney, Brisbane and Perth, and associated companies throughout the world.

Copyright © Pearson Education Australia Pty Limited 2002
First published 2002

All rights reserved. Except under the conditions described in the Copyright Act 1968 of Australia and subsequent amendments, no part of this publication may be reproduced, stored in a retrieval system or transmitted in any form or by any means, electronic, mechanical, photocopying, recording or otherwise, without the prior permission of the copyright owner.

Edited by Frith Luton
Designed by Rebecca Yule
Set in Times
Produced by Pearson Education Australia Pty Limited

Every effort has been made to trace and acknowledge copyright. However, should any infringement have occurred, the publishers tender their apologies and invite copyright owners to contact them.




1 Find the following historical terms hidden in the find-a-word puzzle below:

- | | |
|--------------------|-----------------|
| archaeologist | heritage |
| bias | modern history |
| secondary source | BC |
| historian | millennium |
| century | ancient history |
| <i>Anno domini</i> | chronology |
| evidence | medieval |
| conservation | history |
| decade | oral history |
| early modern | excavation |
| artefact | revision |

2 Use a dictionary to find the definitions for the historical terms in the list.

A	R	C	B	C	I	N	I	M	O	D	O	N	N	A	H	A
U	R	S	E	C	N	A	I	R	O	T	S	I	H	I	N	B
Y	E	T	E	N	R	E	V	I	S	I	O	N	S	C	I	X
R	A	E	E	C	T	A	S	D	J	W	O	T	I	A	M	Y
O	R	X	Y	F	O	U	B	E	N	D	O	E	S	S	I	R
T	L	C	I	B	A	N	R	B	W	R	N	E	J	V	L	O
S	Y	A	K	C	F	C	D	Y	Y	T	X	T	O	G	L	T
I	M	V	A	M	A	N	T	A	H	Y	Y	X	G	J	E	S
H	O	A	W	G	A	D	M	I	R	F	L	H	Z	S	N	I
N	D	T	A	T	L	E	S	E	E	Y	E	Y	C	I	N	H
R	E	I	P	H	D	T	C	G	V	G	S	D	G	J	I	L
E	R	O	D	I	O	N	B	J	X	K	A	O	A	G	U	A
D	N	N	E	R	E	G	M	C	B	Z	P	T	U	C	M	R
O	X	V	Y	D	V	U	L	E	F	G	C	F	I	R	E	O
M	A	V	I	C	H	R	O	N	O	L	O	G	Y	R	C	D
L	G	V	N	O	I	T	A	V	R	E	S	N	O	C	E	E
O	E	W	T	S	I	G	O	L	O	E	A	H	C	R	A	H



1

A	R	C	B	C	I	N	I	M	O	D	O	N	N	A	H	A
U	R	S	E	C	N	A	I	R	O	T	S	I	H	I	N	B
Y	E	T	E	N	R	E	V	I	S	I	O	N	S	C	I	X
R	A	E	E	C	T	A	S	D	J	W	O	T	I	A	M	Y
O	R	X	Y	F	O	U	B	E	N	D	O	E	S	S	I	R
T	L	C	I	B	A	N	R	B	W	R	N	E	J	V	L	O
S	Y	A	K	C	F	C	D	Y	Y	T	X	T	O	G	L	T
I	M	V	A	M	A	N	T	A	H	Y	Y	X	G	J	E	S
H	O	A	W	G	A	D	M	I	R	F	L	H	Z	S	N	I
N	D	T	A	T	L	E	S	E	E	Y	E	Y	C	I	N	H
R	E	I	P	H	D	T	C	G	V	G	S	D	G	J	I	L
E	R	O	D	I	O	N	B	J	X	K	A	O	A	G	U	A
D	N	N	E	R	E	G	M	C	B	Z	P	T	U	C	M	R
O	X	V	Y	D	V	U	L	E	F	G	C	F	I	R	E	O
M	A	V	I	C	H	R	O	N	O	L	O	G	Y	R	C	D
L	G	V	N	O	I	T	A	V	R	E	S	N	O	C	E	E
O	E	W	T	S	I	G	O	L	O	E	A	H	C	R	A	H

Ancient history

Period from 4000 BC to AD 476 in Mediterranean and European history between the invention of writing and the fall of the Roman Empire

Anno domini

Latin term for the period of time that occurred *after* the birth of Christ

archaeologist

Person who looks for evidence of the past in the environment

artefact

Object that has been made by humans, such as weapons, clothing, jewellery and pottery

BC

Term used for period of time that occurred *before* the birth of Christ

bias

Story that we are given about the past that is often incomplete, inaccurate or written from only one point of view

century

Measure of one hundred years of time

chronology

Way of putting events in order, from the earliest to the most recent

conservation

Means of preserving our heritage for the future

decade

Measure of ten years of time

early modern

Period from AD 1500 to AD 1800 when great changes, such as the Renaissance, the Reformation and the European voyages of discovery occurred

evidence

Facts that support a conclusion, in this case, made by historians or archaeologists

excavation

Archaeologists use this method of digging up the remains of the past

heritage

The history that is around us

historian

Person who uses sources to study the past

history

Period of time when people used writing to record events

medieval

Period of European history from AD 476 to AD 1500 between the fall of the Roman Empire and the beginning of modern times

millennium

Measure of one thousand years of time

modern history

Period of history from AD 1800 to the present

oral history


Stories about the past that have been passed down by word of mouth

revision

We must keep doing this to history once new evidence becomes available

secondary source

Source that has been produced well after the event being investigated



Australian history is often broken up into three periods of time. These are:


- a the period before the arrival of Europeans in Australia
- b the period from the arrival of Europeans to Federation in 1901—the colonial period
- c the post-Federation period

1 Study the following events and decide which of the above categories they fall into:

Event	Category A, B or C
The economic Depression of the 1930s	_____
The first Aboriginal people migrate to Australia	_____
Gold is discovered in Victoria	_____
1914—the outbreak of the Great War	_____
The Dreaming time	_____
The First Fleet arrives in Australia	_____
World War II ends	_____
1839—the end of convict transportation to New South Wales	_____
Rising sea levels isolate Tasmania from the rest of Australia	_____
First encounters between Aboriginal people and Europeans	_____
Australian troops withdraw from Vietnam in 1971	_____
Olympic Games in Melbourne	_____
Olympic Games in Sydney	_____

2 The timeline below begins in 1900 and ends in 2000. Mark on this timeline all the events listed above which fall into this chronological period. How will you mark an event which occurs for more than a year? (Hint: shading)





1 Chapter 1 of the textbook *Longman SOSE 8* describes the historian as being like a detective. Like a detective, the historian has to gather evidence from a wide range of sources to be able to reconstruct what has happened in the past. Evidence is usually classified as being a primary source or a secondary source. Below is a list of items and objects. See if you can classify them into their correct group. Place a question mark beside an item or object you are not sure about. You could discuss these as a class and try to reach a decision about them.

Item or object	Primary or secondary source?
A stone tablet with Egyptian hieroglyphics	
A television documentary on ancient Greece	
A biography of the Chinese Emperor Shi Huang Di	
1932 photo of Little Lonsdale Street	
Coin dated 1865	
Student textbook on the Aztec people	
Today's television news	
A soldier's diary written in 1917	
An 1864 painting of life on the goldfields by S.T. Gill	
A video of a relative's wedding	
An audio-tape where a person recounts their own experience of the Great Depression	
A stone axe from the Neolithic Age	
The ruins of a pyramid in Egypt	
A 2000 painting of the First Fleet arriving in Australia	

2 What would be the advantages and disadvantages of primary and secondary sources so far as understanding what has happened in the past?

Primary sources:


Advantages _____

Disadvantages _____

Secondary sources:

Advantages _____

Disadvantages _____



Introducing place and space

- 1 Using an atlas, label the following on an outline map of the world:
- a The Equator, Arctic Circle, Antarctic Circle, Tropic of Capricorn, Tropic of Cancer, the Greenwich Meridian, International Date Line
 - b Arctic Ocean, Atlantic Ocean, Indian Ocean, Pacific Ocean, Southern Ocean
 - c The continents of Africa, Antarctica, Asia, Australia, Europe, North America, South America
 - d Arabian Sea, Bearing Sea, Caribbean Sea, Mediterranean Sea, Red Sea, Tasman Sea
 - e Amazon River, Chang Jiang River, Congo River, Mekong River, Mississippi River, Nile River, Rhine River, Rio de la Plata-Parana.

- 2 On the same map:
- f Shade the Eastern Hemisphere in (light) red.
 - g Shade the Western Hemisphere in (light) blue.

- 3 Name three continents through which the Tropic of Capricorn passes.


i _____

ii _____

iii _____

- 4 List the *countries* through which the Equator passes.

- 5 Using an atlas, label the following on an outline map of Australia:
- a Canberra, Adelaide, Brisbane, Darwin, Hobart, Melbourne, Perth, Sydney
 - b Cairns, Cape York Peninsula, Mt Isa, Mackay, Rockhampton, Townsville
 - c Bass Strait, Coral Sea, Great Australian Bight, Gulf of Carpentaria, Tasman Sea, Timor Sea
 - d Great Barrier Reef, Great Dividing Range, Great Sandy Desert, Great Victoria Desert, Mt Kosciusko, Nullarbor Plain, Simpson Desert, Tanami Desert
 - e Darling River, Fitzroy River, Murray River, Swan River, Warrego River.



It is said that Australia is a land of migrants. From as long as 60 000 years ago people have been coming to Australia for a variety of reasons.

Table 1 Main countries of birth of the Australian population

Country	1901(a) '000	1947(a) '000	1954(a) '000	1961(a) '000	1971(a) '000	1981(b) '000	1991(b) '000	1999(b) '000
United Kingdom and Ireland	67.9	541.3	664.2	755.4	1088.3	1175.7	1244.3	1227.2
New Zealand	2.6	43.6	43.4	47.0	80.5	175.7	286.4	361.6
Italy	0.6	33.6	119.9	228.3	289.5	285.3	272.0	244.6
Former Yugoslav Republics	n.a.	5.9	22.9	49.8	129.8	156.1	168.0	208.4
Vietnam	n.a.	n.a.	n.a.	n.a.	0.7	43.4	124.8	175.2
Greece	0.1	12.3	25.9	77.3	160.2	153.2	147.4	140.2
Germany	3.8	14.6	65.4	109.3	110.8	115.2	120.4	123.5
China	n.a.	6.4	10.3	14.5	17.6	26.8	84.6	156.8
Hong Kong (SAR of China)(c)	n.a.	n.a.	n.a.	n.a.	n.a.	16.3	62.4	62.0
Netherlands	n.a.	2.2	52.0	102.1	99.3	100.5	100.9	92.7
Philippines	n.a.	0.1	0.2	0.4	2.6	15.8	79.1	116.9
Total overseas	85.8	744.2	1286.5	1778.8	2579.3	3111.0	3965.3	4482.0
Australia	290.8	6835.2	7700.1	8729.4	10176.3	11812.3	13318.8	14484.8
Total population	377.4	7579.4	8986.5	10508.2	12755.6	14923.3	17284.0	18966.8

(a) Census counts

(b) Estimated resident population

(c) Includes Macao

Source: Australia in Profile (2821.0); Estimated Resident Population by Country of Birth, Age and Sex, Australia (3221.0); Migration, Australia (3412.0); copyright Commonwealth of Australia, reproduced by permission

1 What was the proportion of Australia's population that was born overseas in 1901?

2 What was the proportion of Australia's population that was born overseas in 1947?

3 What was the proportion of Australia's population that was born overseas in 1999?

4 Suggest some reasons why the level of migration increased so rapidly after 1947.

5 Rank the five most important source countries of Australia’s migrants in 1901, 1947 and 1999.

1901	1947	1999

6 Calculate the proportion of total migrants from each of these countries.

1901	1947	1999

Table 2 Estimates of the Indigenous population—at 30 June

State/Territory	1901(a)		1991(b)		1996(c)		2001(d)	
	no.	%	no.	%	no.	%	no.	%
New South Wales	7 434	8.0	75 020	26.5	109 925	28.5	121 142	28.4
Victoria	652	0.7	17 890	6.3	22 598	5.9	24 586	5.8
Queensland	26 670	28.6	74 214	26.2	104 817	27.2	118 749	27.8
South Australia	5 185	5.6	17 239	6.1	22 051	5.7	24 313	5.7
Western Australia	30 000	32.1	44 082	15.6	56 205	14.6	61 505	14.4
Tasmania	157	0.2	9 461	3.3	15 322	4.0	16 644	3.9
Northern Territory	23 235	24.9	43 273	15.3	51 876	13.4	56 364	13.2
Australian Capital Territory	1 616	0.6	3 058	0.8	3 589	0.8
Australia(e)	93 333	100.0	282 979	100.0	386 049	100.0	427 094	100.0

(a) Estimates in 1901 based on separate State censuses; WA number was estimated without an enumeration of the Indigenous population

(b) Estimate based on the 1991 Census of Population and Housing

(c) Estimate based on the 1996 Census of Population and Housing

(d) Projection based on low series, which assumes no further increase in propensity to identify as Indigenous from 1996

(e) Includes Jervis Bay

Source: Experimental Estimates of the Aboriginal and Torres Strait Islander Population (3230.0); Experimental Projections of the Aboriginal and Torres Strait Islander Population (3231.0); Population Issues, Indigenous Australians (4708.0); copyright Commonwealth of Australia, reproduced by permission

Answer the following questions using Table 1 and Table 2.

7 What proportion of Australia's total population was the Indigenous population in 1901?

8 What proportion of Australia's total population was the Indigenous population in 1996?

9 List some of the advantages of having a population made up of many different cultures.

10 What are some possible disadvantages in having a population made up of some many different cultures?



Undertake some research to complete the following table.

Country	Capital city	Total population	Currency	System of government
Australia	Canberra	18 520 000	Dollar	Democracy
Afghanistan				
Argentina				
Belgium				
Burundi				
Canada				
China				
Cuba				
Egypt				
France				
Germany				
Ghana				
Haiti				
India				
Indonesia				
Iraq				
Japan				
Kenya				
Laos				
Malaysia				
Myanmar				
New Zealand				
North Korea				
Philippines				
Romania				
Saudi Arabia				
Singapore				
South Korea				
Spain				
Sweden				
Taiwan				
Thailand				
Turkey				
Ukraine				
United Kingdom				
United States of America				
Vietnam				
Zambia				



Divide the class into groups of three or four students. Groups are to propose (and write) workable laws to address each of the following hypothetical school problems. Each group is to appoint a spokesperson to share the group's proposal with the class.

1 Litter has become a major problem around the school grounds.

2 Year 12 students with licences are driving to school in greater numbers, and there has been concern about situations involving passengers.

3 The school wishes to set up a system to allow for greater student say over school decisions.

4 A significant number of students are using school computers for non-educational purposes, such as computer games.

5 Parents have asked the school to devise a system that will allow them to receive more regular feedback from teachers about student effort in class and homework.

6 The school has introduced a new games competition designed to increase student involvement. However, a significant number of students refuse to participate.

Quick Guide to Acrobat Reader

Click the **Open** button and choose the desired filename to open a PDF document (PDF documents usually have extension .pdf).

Select the **hand** tool. When the pointer is over a linked area on the page it changes to a hand with a pointing finger. Click the link. (The hand has a plus sign in it if the link points to the Web.)

To **copy and paste text or graphics**, click the icon and hold the button down to choose between the Text tool and the Graphics tool. Select the desired text or graphic. Choose **Edit > Copy**. You can paste it into a document in another application such as a word processor.

To go to the **first page**, click the First Page button.

To go to the **previous page**, click the Previous Page button.

To go to the **next page**, click the Next Page button.

To go to the **last page**, click the Last Page button.

Rotate view 90° counter-clockwise

Rotate view 90° clockwise

Click the **Find** button to find a complete word or part of a word in the active PDF document.

Click the **Search** button to search all the PDFs.

Click the **Print** button, specify options, and click OK. (Most of the options are the same as they are for other applications.)

Show—Hide bookmarks/ thumbnails pane

- **Bookmarks can mark** parts of a document for quick access, or link to page views in other documents. The bookmark for the part of the document currently showing is boldfaced.
- A **thumbnail** is a miniature view of each document page, which you can display in the overview area. You can use a thumbnail to jump quickly to a page and to adjust the view of the current page.

Click the icon and hold the button down to choose between the zoom-in tool and the zoom-out tool. Select the zoom-in tool, and click the page to increase magnification. Select the zoom-out tool, and click the page to decrease magnification.

To retrace your **history path back**, click the Go to Previous View button.

To **advance your history path forward**, click the Go to Next View button.

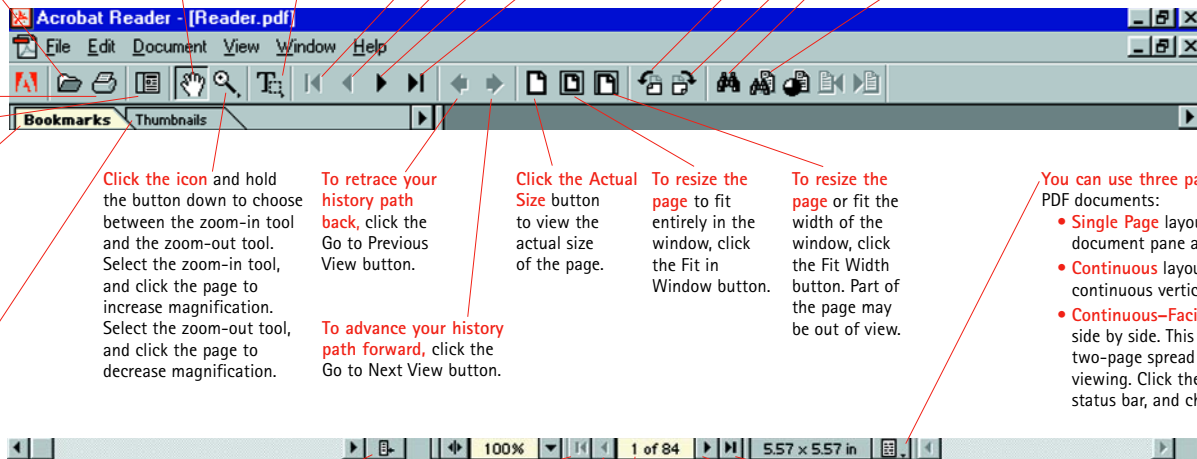
Click the **Actual Size** button to view the actual size of the page.

To **resize the page** to fit entirely in the window, click the Fit in Window button.

To **resize the page** or fit the width of the window, click the Fit Width button. Part of the page may be out of view.

You can use **three page layouts** when viewing PDF documents:

- **Single Page** layout displays one page in the document pane at a time.
- **Continuous** layout arranges the pages in a continuous vertical column.
- **Continuous—Facing** layout arranges the pages side by side. This configuration accommodates a two-page spread display and multiple-page viewing. Click the Page Layout button in the status bar, and choose a page layout.



Find current bookmark

First page

Previous page

Current page in document

Next page

Last page